DEGER CANADA



DEGER D18H

DATA SHEET

WE ARE AT YOUR SERVICE WORLDWIDE



Dual-Axis Tracking System

Dual-axis, active tracking systems from DEGER enable the optimal utilization of all the irradiation energy, suitable for all widely-sold solar modules. With the patented sensor-based MLD technology you can achieve yield increases of approx. 42.9% for all photovoltaic applications. An easy plug-and-play installation is realized by means of the stable supporting construction. The decentralized control enables maximum independence. DEGER systems are “designed in Germany”- and stand for quality and durability.

Rating chart using a sunny summer day as an example

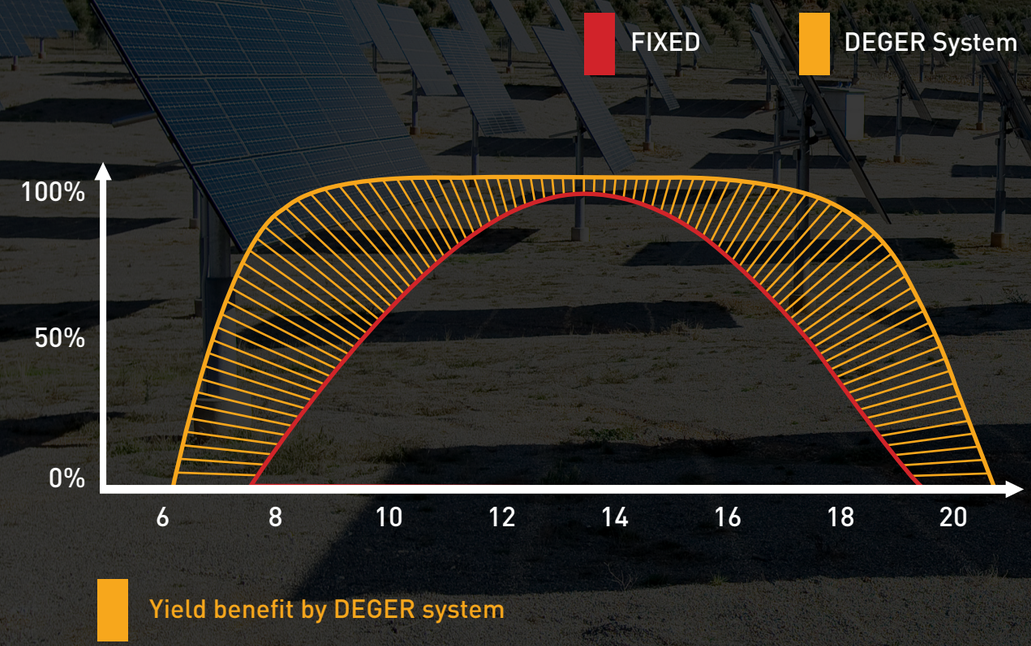

ADVANTAGES



Module carrier profiles made from aluminum.



Availability of aluminum module carrier profiles in three different of heights:
85mm and 100mm.



Frame and mast made from hot dipped galvanized steel.



Robust gear technology with two drive motors.



Non-linked rows.



Low power consumption.



Roll forming profiles are not used on any DEGER trackers.



No need to apply for a building permit.





Quick and easy Plug-and-play installation of many components.



High functional reliability and low-maintenance operation.



Mast length 1.7m.
Optional:
4m, 5m, 6m, 7m and 8m.



Dual axis tracking systems that can be designed for up to 18 m² module surface.

TECHNOLOGY



Maximum Light Detection (MLD) system, up to 42.9% yield increase with MLD technology.



Automatic reset to sunrise position overnight.



Yield increase with snow sensor.



Possibility of mounting anemometer directly on the tracking system with the pendulum kit.



Optional: Adjustable wind speed limit via DEGER wind speed display unit. (maximum 12 m/s)



The tracking system can be manually controlled into the cleaning position via the Central Control Box (CCB) III.



Manual control via Central Control Box (CCB) III.



Fewer electronic parts required.





Wind speed stability for up to 170 km/h.



Optional: DEGER bolted mast can be used on open land and building integrated.



Optional: Windbreak with anemometer and through MLD technology.



DC motor technology.

MLD Technology

- **Intelligent Maximum Light Detection (MLD) system, up to 42.9% yield increase with MLD technology.**

  Technology that is proactive gets more out of the sun. The light irradiation's intensity is influenced by a number of factors – primarily clouds, of course. That is why it is crucial that a smart control is able to react to the conditions accordingly. The MLD principle takes on that task.



Sunshine: The DEGER system directly faces the sun all day.

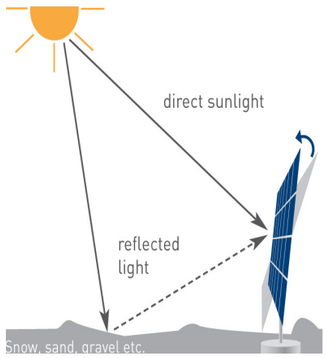

Reflecting surface:

The DEGER system uses direct solar irradiation as well as energy from reflected light.

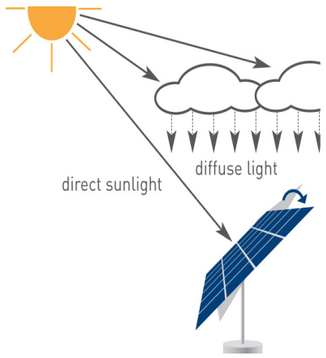

Partly clouded:

In addition to the direct solar irradiation diffused light is also used to maximize the effect.

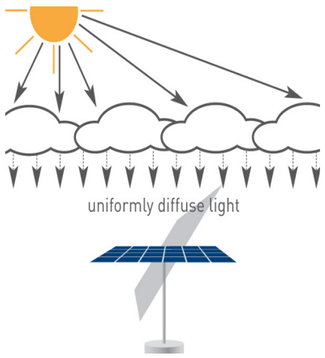

Overcast sky:

The DEGER system catches all the diffused light by moving to horizontal position.

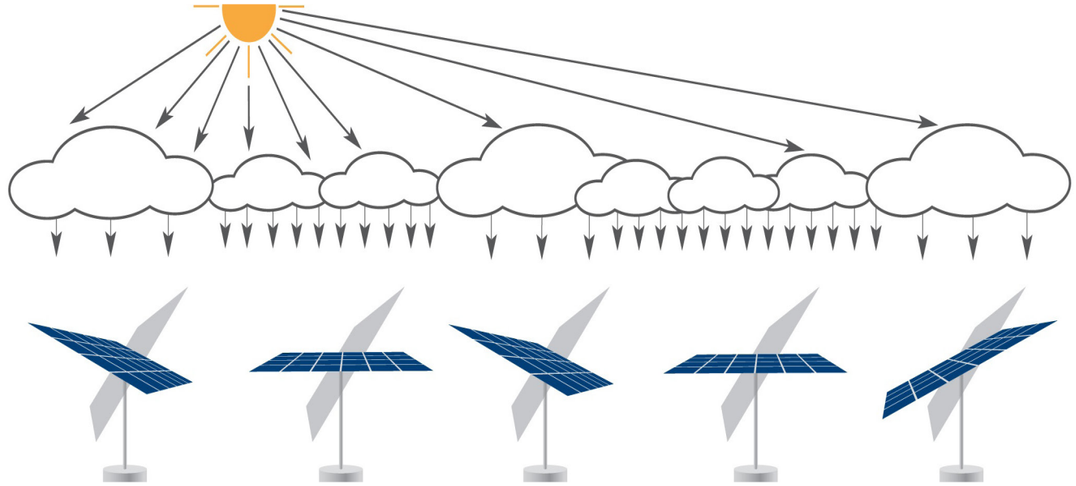

Varying light conditions:

Because of different levels of cloudiness, the light conditions in solar park vary for each DEGER tracker. The individual control makes sure every DEGER system is optimally oriented to the brightest source of irradiation. This guarantees the highest energy yield possible.



MLD
MAXIMUM LIGHT DETECTION

The MLD-Sensor – the critical component in the MLD principle of controlling tracking systems.



Technical Specification

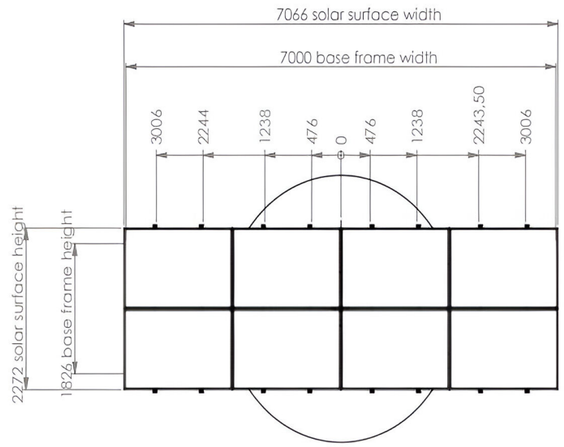

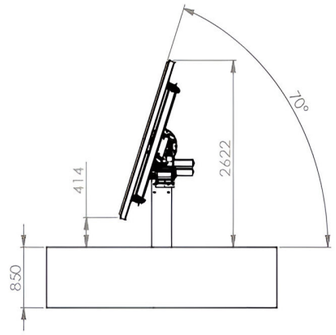

BASIC DATA

DEGER D18H	
Nominal Output (depending on module)	Up to 4.000 Wp
Tracking type	2-axis
Module surface approx.(max.)	18 m²
Weight (total solar module weight)	Up to 300 kg
Option for building integration	Yes
East - West angle	300 -330°
Elevation angle	0° – 70 °
Approvals	CE, EN,UL,CSA

STRUCTURE

Materials	Hot-Dip galvanized steel, aluminum, synthetics
Galvanization	EN ISO 1461 or comparable
Bond-Type	Bolted connection, no welding on site
Wind tunnel tested	Yes
Static design calculations	Yes
Base Frame+ Central Tube+Slew Drive Weight	900 kg

DRIVE

East-West angle (with snow)	Gears in drive head
Spin speed elevation	0.018 rpm
Spin speed azimuth	0.018 rpm
Sound level	At a distance of 10 Meters: 20-40 dB(A)
Protection class	IP 67

ELECTRONICS & CONTROL

Operating voltage	100 – 240 V AC / 50 – 60 Hz
Rated input current	2 A
Control	MLD-Technology
Protection class	IP 65

POWER CONSUMPTION (APPROX)

Control mode	1 W
With running actuator	14 W
Internal consumption per year	14 kWh

POWER OUTPUT

Output voltage	24 V DC
Output current (max.)	2,5 A

CLIMATIC CONDITIONS

Installation over sea level	max. 2000 m
Permissible ambient temperature	-20°C – +50°C
Humidity range	5% – 95%
Permitted wind speed	Up to 170 km/h(1)

(1) For full occupancy - design with the planning tool from DEGER

SCOPE OF DELIVERY

Complete dual-axis tracking systems, solar module carrier system made of aluminum - matching the module type used, patented MLD control. (Maximum Light Detection) with MLD sensor and assembly instructions

OPTIONAL SERVICES

Assembly support, trainings and on-site service.

Comparative measurements: Up to 42.9% Yield Increase

In the comparative measurement four different systems for generating solar energy were examined in solar park Rexingen in southern Germany. The aim of the two-year study was to determine the efficiency and higher yield of the photovoltaic modules compared to fixed tilt installed, astronomic tracked and tracking by MLD sensors of single- and dual-axis systems.

CONDITIONS

The efficiency of solar panels depends on various factors such as temperature, air pressure and radiation values. So that the comparison measurements were carried out under the same conditions, all four systems were installed on the former landfill in Rexingen and equipped with the same modules and inverters.
Measurement of yield was determined for two years and was carried out under the following parameters and performance

Installation site	48° 26‘50‘‘North, 8° 39‘48‘‘East
Elevation N	569 meters
Irradiation	1,010 kWh/kWp (PVGIS)
Installed modules	Per unit 36 modules Sanyo HIP-215NKHE1
Nominal power	7.74 kWp
PV Inverter	Per unit one SMA SMC 8000TL
Nominal power	8.0 kW

SYSTEM 1

Fixed tilt installation 30° south-facing



SYSTEM 2

Single-axis DEGER tracking system with MLD sensor



SYSTEM 3

Dual axis astronomical controlled



SYSTEM 4

Dual-axis DEGER tracking system with MLD sensor



ANALYSIS PROCEDURES

For the evaluation two different methods were used.
The normalization method, in which all performance variables such as cable length, actual module output, inverter efficiency and other similar variables are taken into account. By the evaluation with the standard method the yield takes into account a theoretical consideration of the cable losses resulting directly from the measured data without further corrective calculation.

Results

According to the one hundred percent availability of data in 2012 the following values are determined with the standard method:

COMPARATIVE MEASUREMENTS IN 2012 IN SOLAR PARK REXINGEN

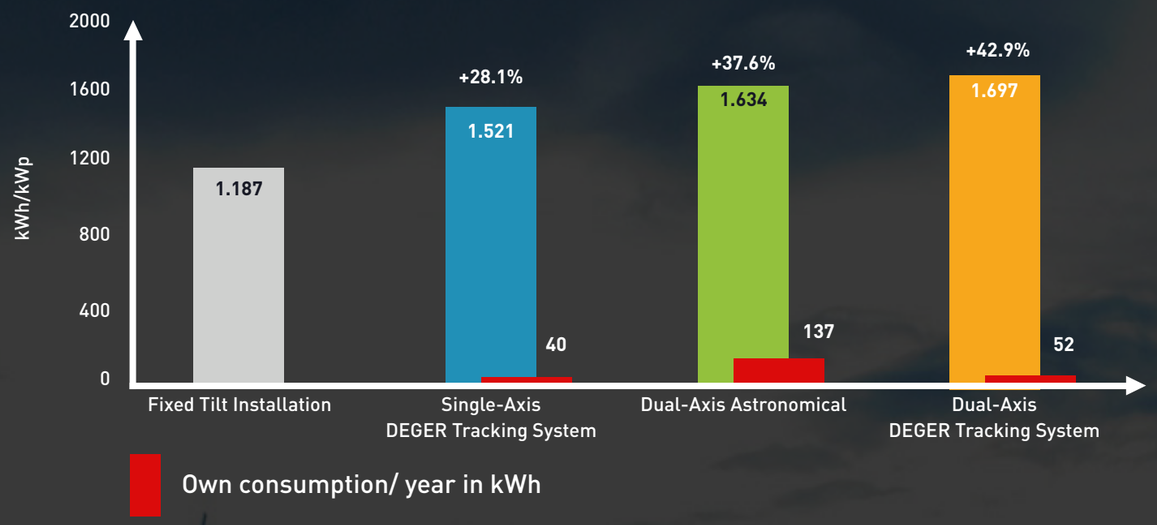

ADDITIONAL YIELD MONTHLY RESULTS IN 2012 COMPARED TO FIXED TILT SYSTEMS

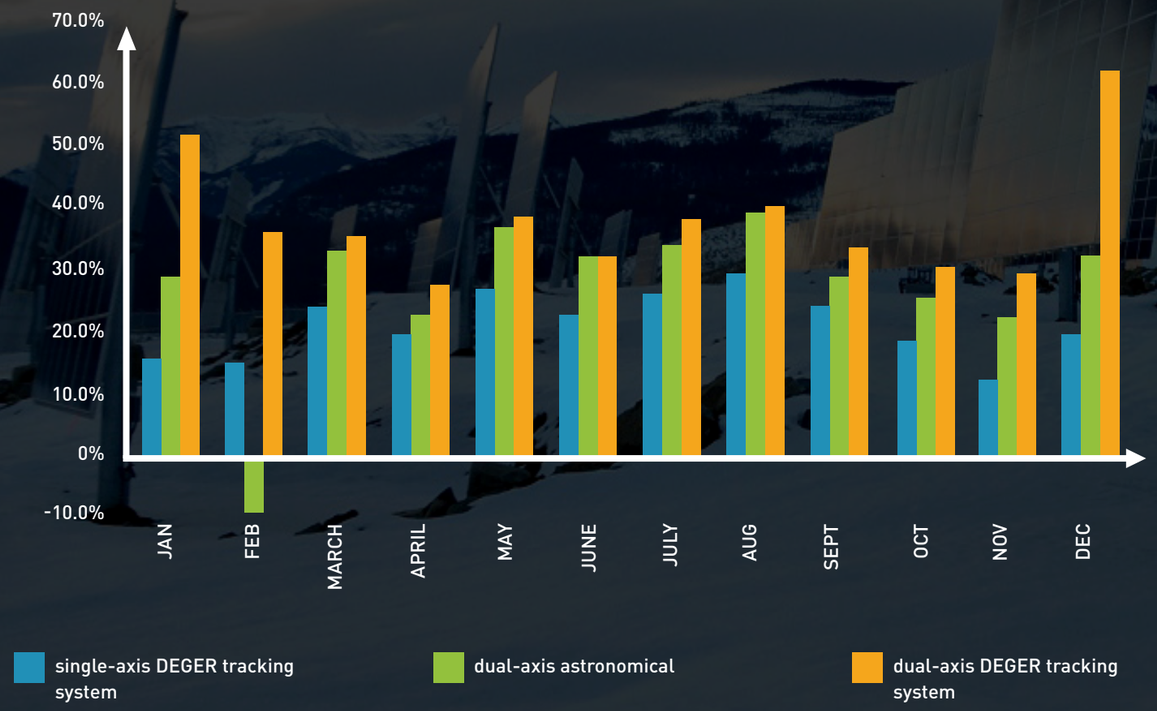

ADDITIONAL YIELD MONTHLY RESULTS IN 2012 COMPARED TO FIXED TILT SYSTEMS IN PERCENT

	JAN	FEB	MAR	APR	MAY	JUNE	JULY	AUG	SEP	OCT	NOV	DEC
single-axis DEGER tracker	15.7%	15.2%	24.4%	19.8%	27.2%	23.1%	26.5%	29.5%	24.7%	18.8%	12.4%	19.8%
dual-axis astronomical	29.4%	-8.9%	33.5%	23.0%	36.8%	32.5%	34.4%	39.4%	29.0%	25.9%	22.6%	32.5%
dual-axis DEGER tracker	52.5%	36.2%	35.9%	27.8%	38.6%	32.6%	38.5%	40.6%	33.8%	30.6%	29.5%	62.3%

THE RESULT OF THE STUDY

- DEGER dual axis tracking system are generating a 42.9% higher yield compared with static systems,
- DEGER single axis tracking system are generating a 28.1% higher yield compared with static systems,
- DEGER tracking system are generating a 5.3% higher yield compared with astronomical controlled systems.
- DEGER tracking system have the lowest operating power consumption compared to the measured tracking systems in this study.
- During the winter, astronomically controlled units may not even outperform fixed systems when foggy or cloudy conditions are present. Only MLD technology senses that the diffuse irradiation is best captured with by presenting the most surface area possible.

DEGER CANADA

WE ARE AT YOUR SERVICE WORLDWIDE

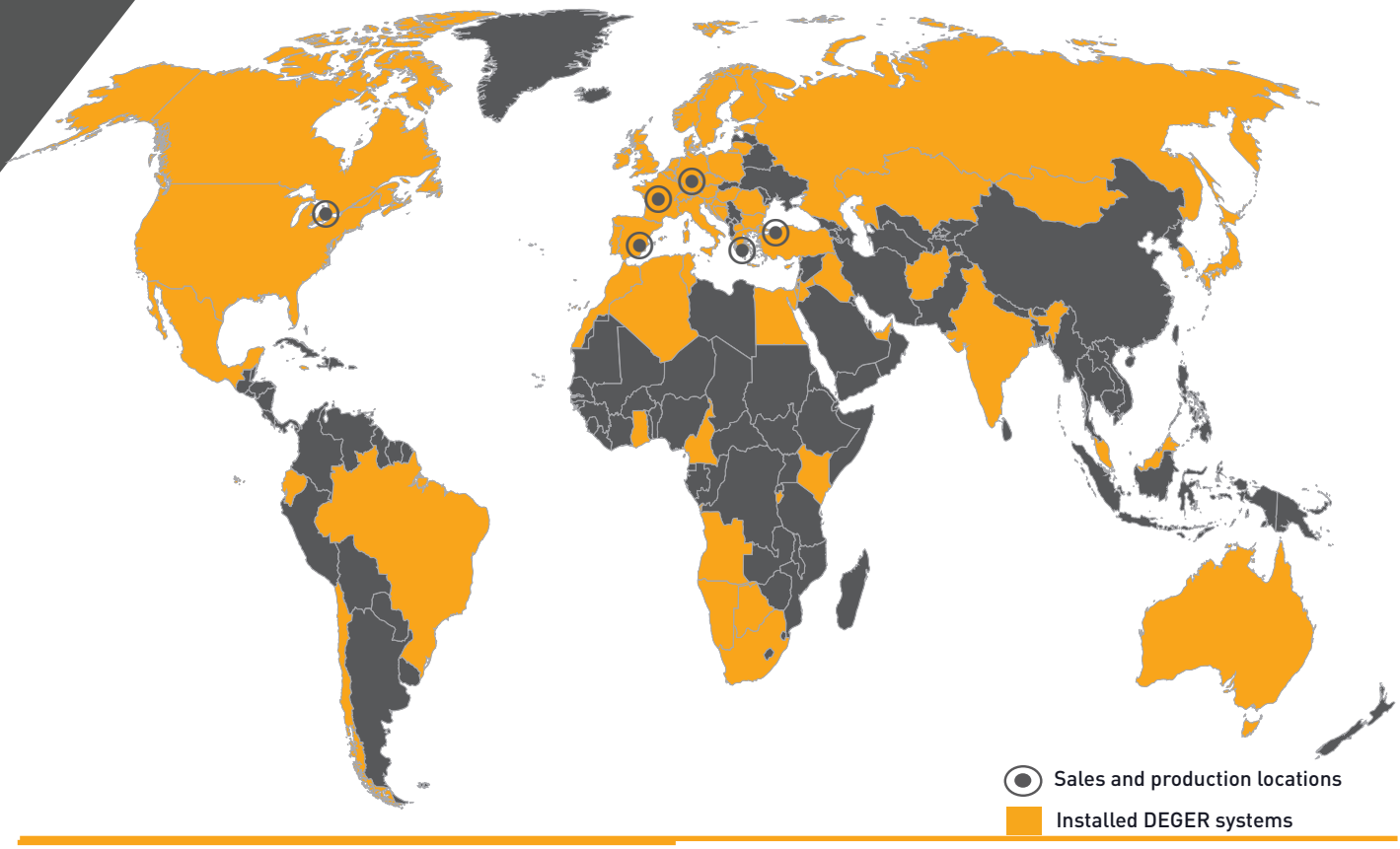

DEGER Canada Inc.
130 Centennial Road
Shelburne, ON, L9V 2Z4
Canada
Phone: +1 519 925-0177
E-Mail: canada@DEGERenergie.com
www.DEGER.biz

DEGERenergie GmbH & Co. KG
Hafnerstraße 50
72131 Ofterdingen
Germany
Phone: +49 7473 70218 0
E-Mail: info@DEGERenergie.com

Version: 11/2026